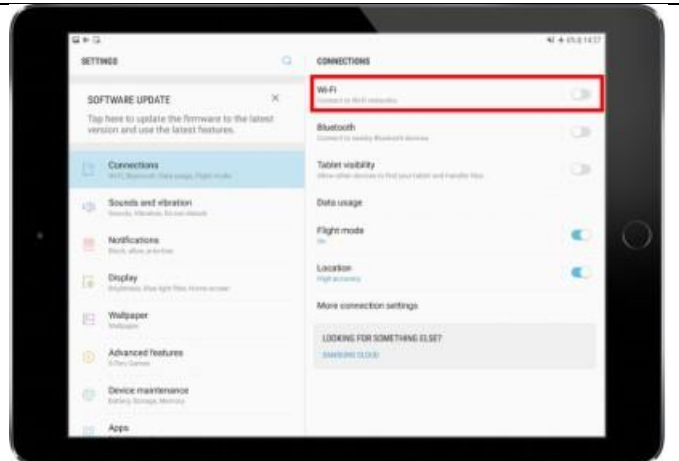


Activating and connecting Leica Cyclone Field

To use the Cyclone Field App with your RTC360 you will first need to register an Entitlement ID within Cyclone Cloud

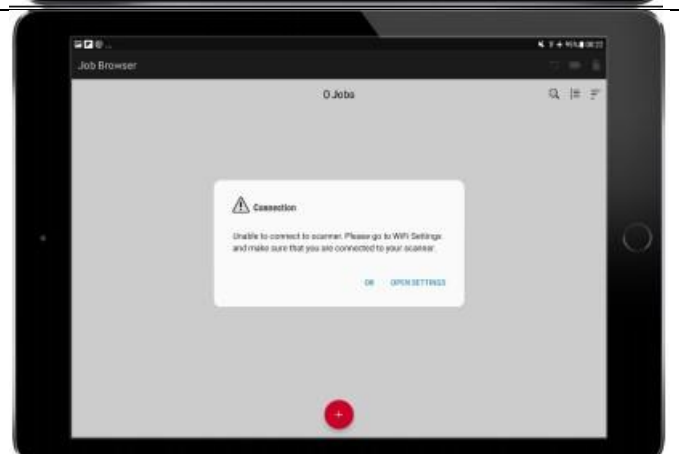
On the tablet ensure you are connected to an internet enabled WiFi network



Open the Leica Cyclone Field app and enter your Cyclone Cloud login details. The license will be verified and the app will open.



As the tablet isn't connected to the scanner's Wi-Fi a warning message will appear



Sunbelt Rentals Survey

3 Orpheus House, Calleva Park, Aldermaston, Reading, RG7 8TA. 0330 678 0181 Support Number: 01293 565565

sales@sunbeltsurvey.co.uk www.sunbeltsurvey.co.uk

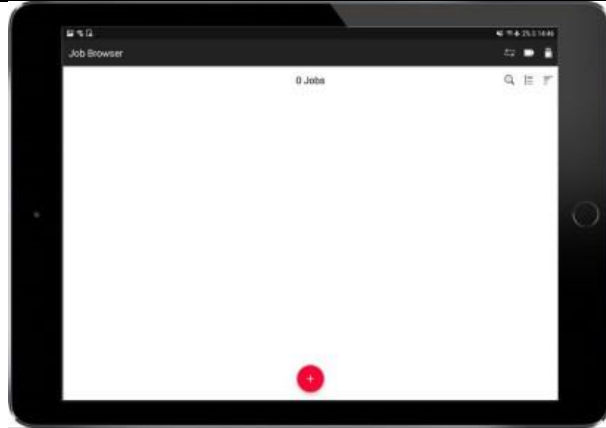
Registered Office: Sunbelt Rentals Ltd. 100 Cheapside, London EC2V 6DT. Registered No. 444569 England & Wales

Exit Cyclone Field and head to the tablets wifi settings. The scanner should appear as a network named RTC360-XXXXXX where XXXXXX is the serial number of the scanner. The serial number is found on the label inside the battery compartment of the scanner as is the wifi password



The tablet should connect and display something like "Connected – no internet"

Re-open Cyclone Field. The connection is successful when the job browser appears with no other message. If there are any jobs on the Scanners USB stick these will be synchronised with Field360 and listed on the job screen.



Sunbelt Rentals Survey

3 Orpheus House, Calleva Park, Aldermaston, Reading, RG7 8TA. 0330 678 0181 Support Number: 01293 565565
sales@sunbeltsurvey.co.uk www.sunbeltsurvey.co.uk

Registered Office: Sunbelt Rentals Ltd. 100 Cheapside, London EC2V 6DT. Registered No. 444569 England & Wales