
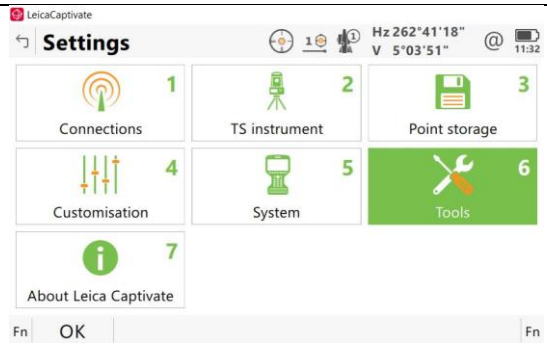
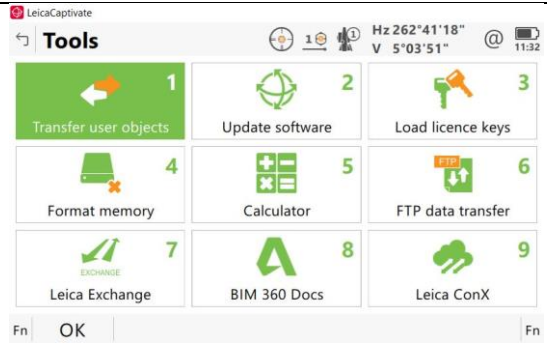
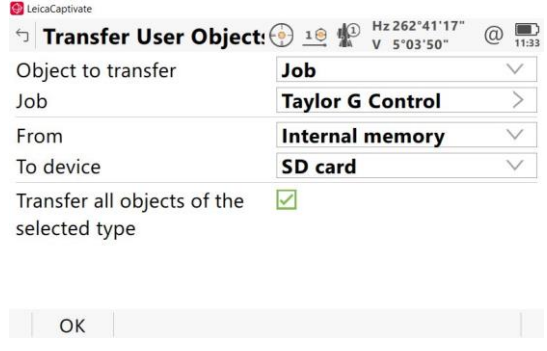


Leica Captivate: Transferring data between controllers / Backing up jobs.

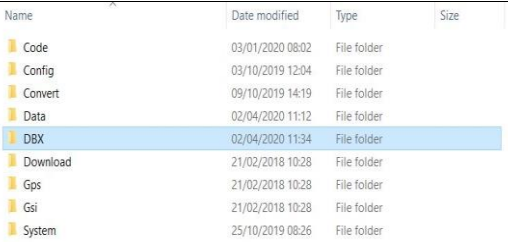
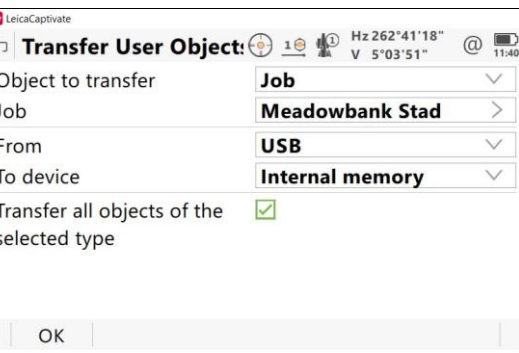
1		Go into Settings .
2		Tools.
3		Transfer user objects.
4		<p>Object to transfer – Job Job – can read any From – Internal Memory To device – SD card</p> <p>The box ticked here ensures all your jobs saved on the internal memory with be transferred.</p> <p>Press OK.</p>

Sunbelt Rentals Survey

3 Orpheus House, Calleva Park, Aldermaston, Reading, RG7 8TA. 0330 678 0181 Support Number: 01293 565565

sales@sunbeltrentals.co.uk www.sunbeltrentals.co.uk

Registered Office: Sunbelt Rentals Ltd. 100 Cheapside, London EC2V 6DT. Registered No. 444569 England & Wales

5		<p>The jobs are saved in the DBX folder. Copy the contents of that folder somewhere and you have a nice quick backup of all your data.</p>
6		<p>Follow the same steps to put the jobs and data into your new controller or instrument.</p> <p>This time going from your USB or SD to Internal memory.</p>

Sunbelt Rentals Survey

3 Orpheus House, Calleva Park, Aldermaston, Reading, RG7 8TA. 0330 678 0181 Support Number: 01293 565565
 sales@sunbeltsurvey.co.uk www.sunbeltsurvey.co.uk

Registered Office: Sunbelt Rentals Ltd. 100 Cheapside, London EC2V 6DT. Registered No. 444569 England & Wales